

INVESTIGATORY

PROJECT

ON

ELECTRO MAGNETIC

INDUCTION

# CERTIFICATE

This is to certify that Prashant Kumar of class XII has successfully completed the investigatory project on the topic "ELECTROMAGNETIC INDUCTION" under my guidance during the year 2018-2019 in the partial fulfillment of the Physics Practical Examination conducted by C.B.S.E

Teacher's Signature

# ACKNOWLEDGEMENT

It gives me great pleasure to express my gratitude towards our physics teacher

for his guidance, support and encouragement throughout the duration of the project. Without his motivation and help the successful completion of this project would like not have been possible.

Also I would like to thank my parents as they supported me and provided all the necessary things required for this project.

# CONTENT

1. Aim
2. Introduction
  - 2.1 Electromagnet
  - 2.2 Induction
  - 2.3 Electromagnetic Induction
  - 2.4 Principle
3. THEORY
  - 3.1 Invention
  - 3.2 Representation
  - 3.3 Working and construction
  - 3.4 Lenz law
  - 3.5 Application of Electromagnetic Induction
4. Applications
5. OBSERVATION
6. Conclusion
7. Precaution
8. Bibliography

pt. No. \_\_\_\_\_

# Aim

i stud  
duction

# INT

# ELECT

An Elec  
the ma  
current  
the cu


# Produc

This  
by  
field

# Elec

Elec  
pot  
wha

Elec  
obj



## Aim

To study the phenomenon of Electro magnetic induction.

## INTRODUCTION

### ELECTRO MAGNET

An Electromagnet is a type of magnet in which the magnetic field is produced by Electric current. The Magnetic field disappears when the current is turned off.

### Induction

This process of generating current in a conductor by placing the conductor in a changing magnetic field is called induction.

### Electromagnetic Induction

Electromagnetic induction is the production of a potential difference (Voltage) across a conductor when it is exposed to a varying magnetic field.

Electromagnetic induction is when an Electro magnetic field causes molecules in another object to flow.

Induction can produce electricity (in coils), heat (in ferrous metals), or waves (in a radio transmitter)


Finally, it refers to the phenomenon where an EMF is induced when the magnetic flux linking a conductor changes.

### Magnetic Flux

Magnetic Flux is defined as the product of the magnetic flux density and the area normal to the field is passing. It is a scalar quantity and its S.I. unit is the Weber (Wb)

$$\Phi = BA$$

Expt. No. \_\_\_\_\_



Electro  
is a  
chan  
throu  
the  
This  
in  
Soil

D  
4  
3  
2



# Principle

Electromagnetic induction (or sometimes just induction) is a process where a conductor placed in a changing magnetic field (or a conductor moving through a stationary magnetic field) causes the production of a voltage across the conductor. This process of electromagnetic induction in turn, causes an electrical current - it is said to induce the current.

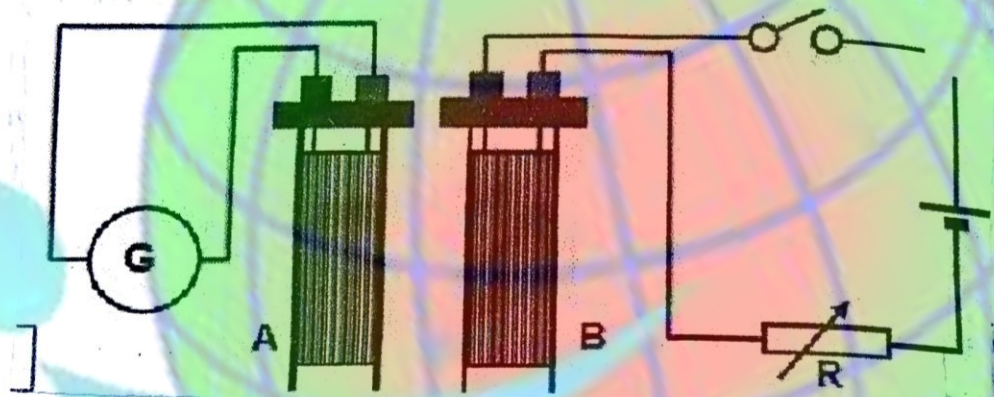
# Theory

## INVENTION

Michael Faraday is generally credited with the discovery of induction in 1831 though it may have been anticipated by the work of Francesco Zantedeschi in 1829. Around 1830 to 1832, Joseph Henry made a similar discovery, but did not publish his findings until later.

91430110

No. \_\_\_\_\_



Induced e.m.f. of magnetic field will be first observed by Faraday but that an e.m.f. is moving to each (ii) changing Flux is seen Note that the Flux

For Example Figure 2 and Co Direct the ma can be to each current R, s a.c

(An Repla mo

### Induced e.m.f.s

If magnetic flux through a coil is altered then an e.m.f. will be generated in the coil. This effect was first observed and explained by Ampere and Faraday bet<sup>n</sup> 1825 and 1831. Faraday discovered that an e.m.f. could be generated either by,

- (i) moving the coil or the source of flux relative to each other or by.

- (ii) changing the magnitude of the source of magnetic flux in some way.

Note that the e.m.f. is only produced while the flux is changing.

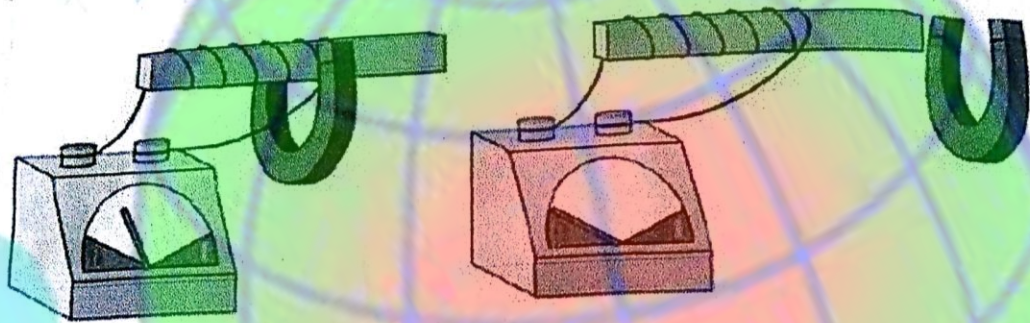
For example, consider two coils as shown in Figure 1, coil A is connected to a galvanometer and coil B is connected to a battery and has direct current flowing through it. Coil A is within the magnetic field produced by B and an e.m.f. can be produced in A by moving the coils relative to each other or by changing the size of the current in B. This can be done by using the rheostat R, switching the current on or off (c) using an a.c. supply for B.

(An e.m.f. could also be produced in coil A by replacing coil B with a permanent magnet and moving this relative to coil A)

Represent  
Electro  
potenti  
When i

Working  
Curren  
moved  
magne  
the F  
them  
in a  
chan

This  
physi  
magn  
the  
one  
to  
of  
to  
the  
Dir  
De  
an  
y  
in



### Representation


Electromagnetic induction is the production of a potential difference (voltage) across a conductor when it is exposed to a varying magnetic field.

### Working and Construction

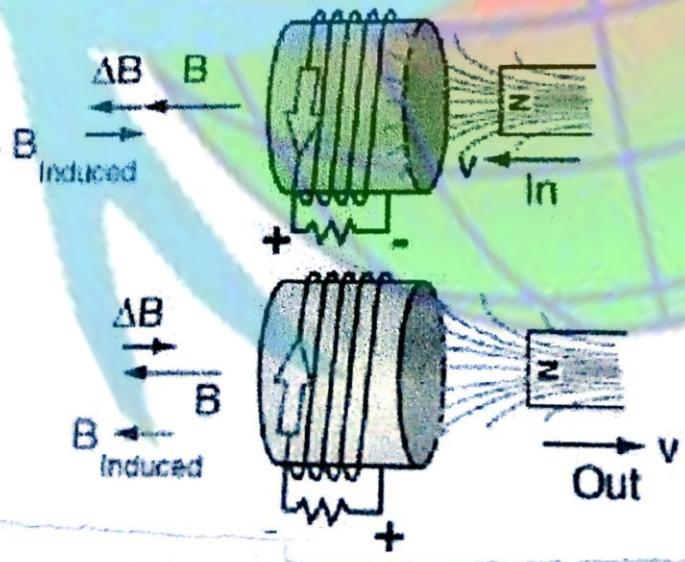
Current is produced in a conductor when it is moved through a magnetic field because the magnetic lines of force are applying a force on the free electrons in the conductor and causing them to move. This process of generating current in a conductor by placing the conductor in a changing magnetic field is called induction. This is called induction because there is no physical connection between the conductor and the magnet. The current is said to be induced in the conductor by magnetic field.

One requirement for this electromagnetic induction to take place is that the conductor, which is often a piece of wire, must be perpendicular to the magnetic lines of force in order to produce the maximum force on the free electron. The direction that the induced current flows is determined by the direction of the lines of force and by the direction the wire is moving in the field. In the animation above the ammeter indicates when there is current in the conductor.

No. \_\_\_\_\_



If a pure  
the Ele  
is con s  
Constant  
growing  
In Jure  
is Held  
Seco  
very  
wire.



It is  
Conce  
ad t  
an in  
mag  
field  
its

LENZ

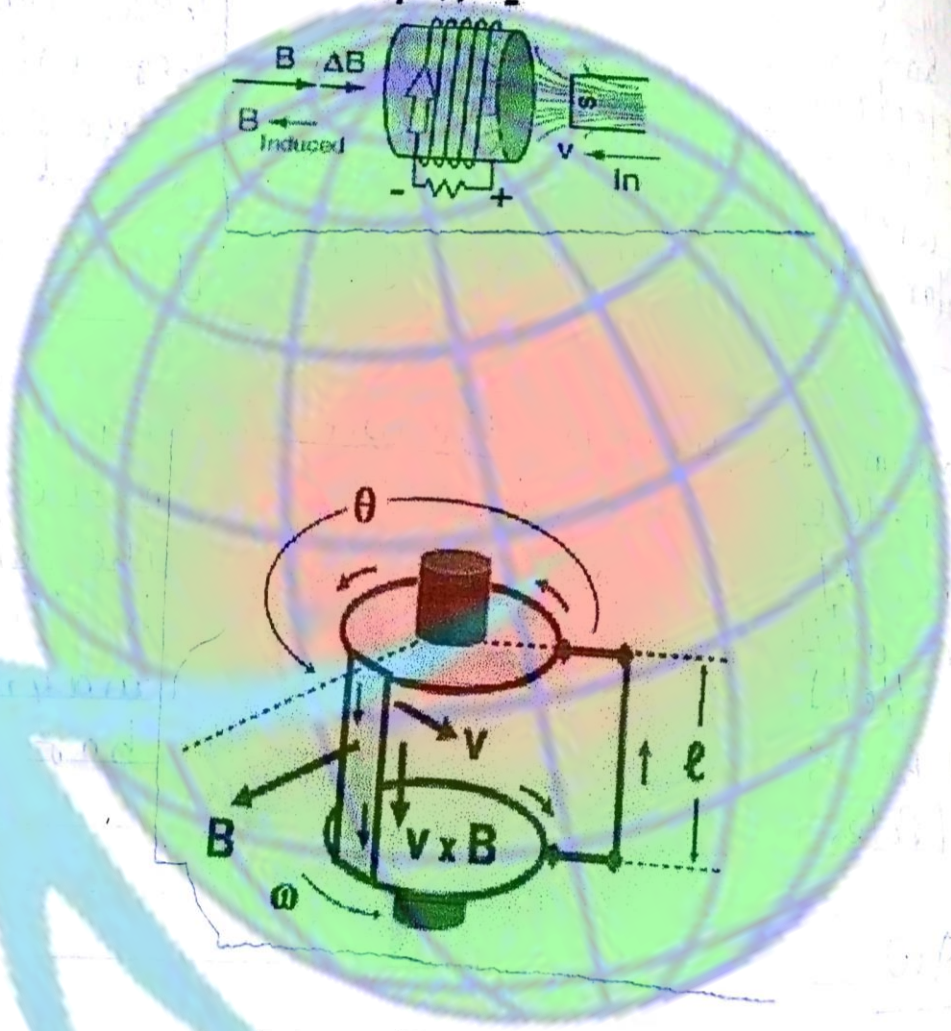
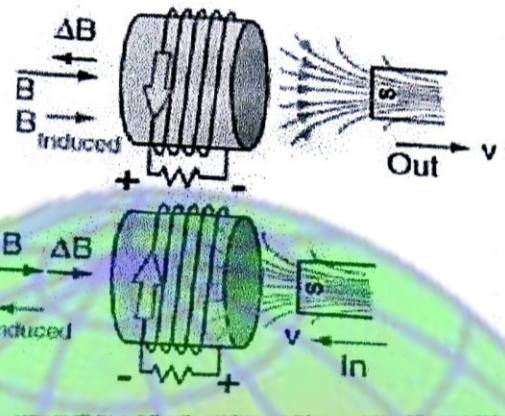
Wh  
m  
p  
p  
o  
m

If a current is fed through a piece of wire the Electro magnetic field that is produced is constantly growing and shrinking due to the constantly changing current in the wire. This growing and shrinking magnetic field can induce electrical current in another wire that is held close to the first wire. The current in the second wire will also be AC and in fact will look very similar to the current flowing in the first wire.

It is common to wrap the wire into a coil to concentrate the strength of the magnetic field at the ends of the coil. Wrapping the coil around an iron bar will further concentrate the magnetic field in the iron bar. The magnetic field will be strongest inside the bar and its ends (Poles)

## LENZ'S LAW

When an emf is generated by a change in magnetic flux according to Faraday's Law, the polarity of the induced emf is such that it produces a current whose magnetic field opposes the change which produces it. The induced magnetic field inside any loop of wire always



To. \_\_\_\_\_  
 acts to ke  
 by the fra  
 the induc  
 of it is  
 the size  
 keep it

Applica

Electric

The EMF  
 due to  
 magnet  
 Elect  
 is mov  
 an El  
 is Co  
 Curre  
 is Ge  
 Energy

Elect

The  
 resp  
 the  
 the  
 ma

*[Faint handwritten notes on the left side of the page, mostly illegible.]*



acts to keep the magnetic flux in the loop constant. In the examples below, if the B field is increasing the induced field acts in opposition to it. If it is decreasing, the induced field acts in the direction of the applied field to try to keep it constant.

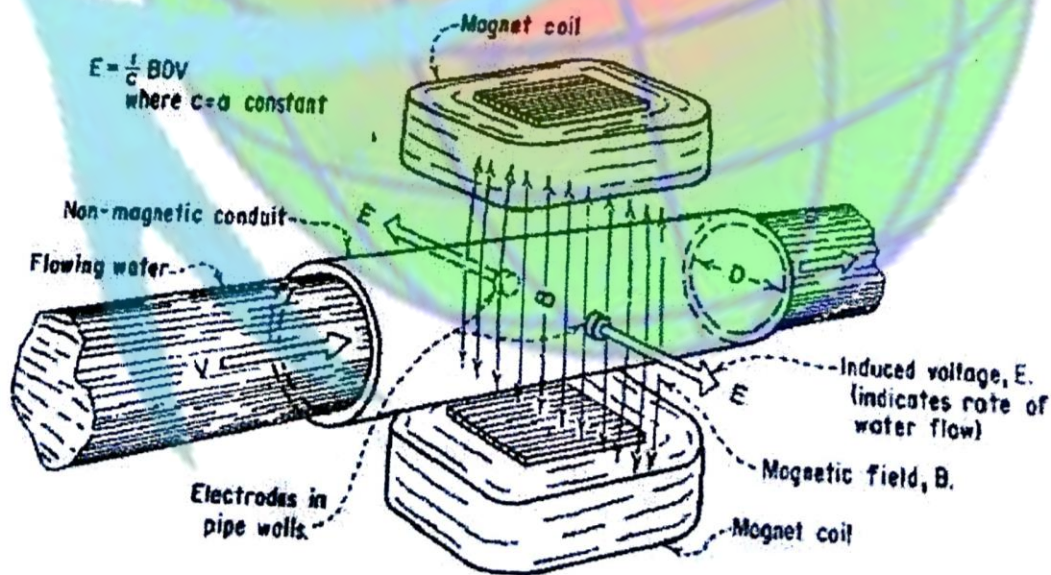
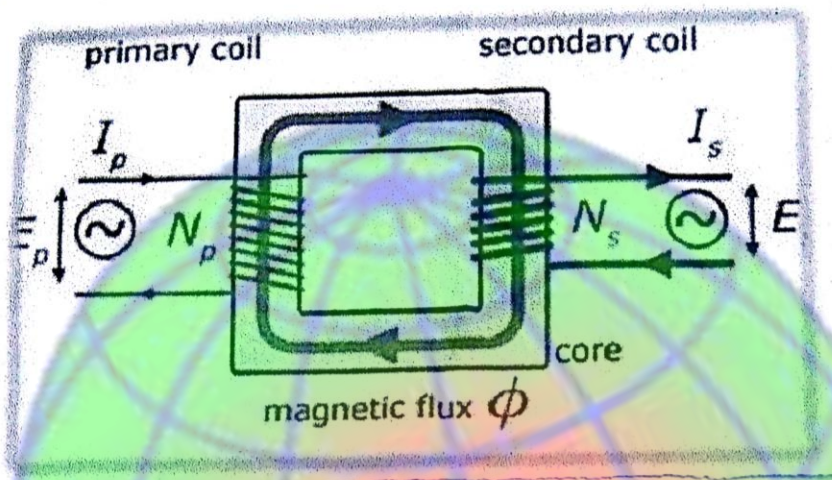
## Application of Electromagnetic Induction

### Electric Generator:-

The EMF generated by Faraday's law of induction due to relative movement of a circuit and a magnetic field is the phenomenon underlying electrical generators. When a permanent magnet is moved relative to a conductor, or vice versa an electromotive force is created. If the wire is connected through an electrical load, current will flow and thus electrical energy is generated, converting the mechanical energy of motion to electrical energy.

### Electrical Transformer

The EMF predicted by Faraday's law is also responsible for electrical transformers. When the electric current in a loop of wire changes, the changing current creates a changing magnetic field. A second wire in reach of



pt. No. \_\_\_\_\_

this  
chang  
Cou  
this  
load

Mag  
Panc  
of  
Suc  
met  
ma  
at

$\omega$   
flow

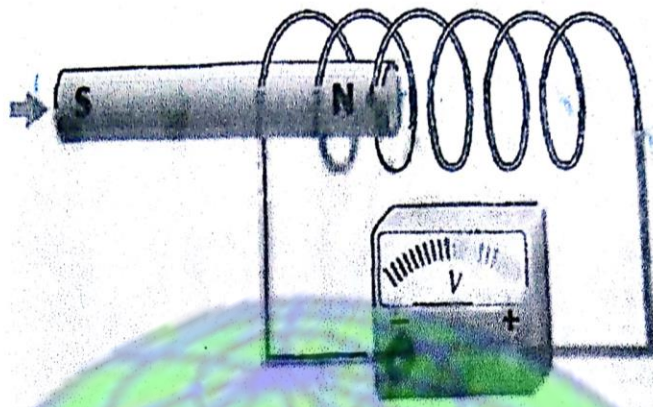
this magnetic field will experience this change in magnetic field as a change in its coupled magnetic flux. If the two ends of this loop are connected through an electrical load, current will flow.

### Magnetic flow meter


Faraday's law is used for measuring the flow of electricity conductive liquid and slurries. Such instruments are called magnetic flow meters. The induced voltage  $\epsilon$  generated in the magnetic field  $B$  due to a conductive liquid moving at velocity  $v$  is thus given by

$$\epsilon = -Blv$$

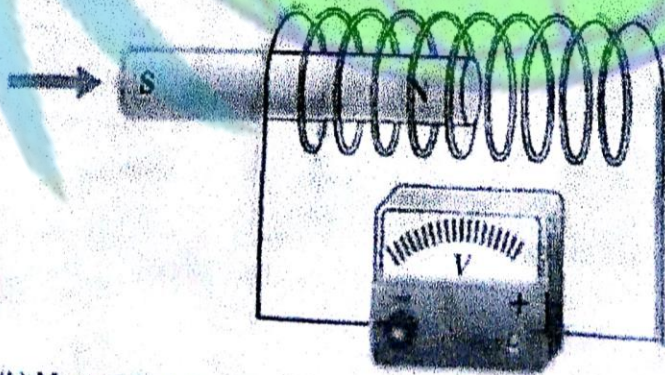
where,  $l$  is the distance electrodes in the magnetic flow meter.



(a) As the magnet moves slowly to the right, its magnetic field is changing with respect to coil, and a voltage is induced.



(b) As the magnet moves more rapidly to the right, its magnetic field is changing more rapidly with respect to coil, and a greater voltage is induced.



(b) Magnet moves at same rate through a coil with more turns (loops) and induces a greater voltage.

No. \_\_\_\_\_

OF

FIRST

Magnet  
Voltage

Magnet  
has G  
is ind

Magnet  
Greater

# OBSERVATION

## FIRST OBSERVATION


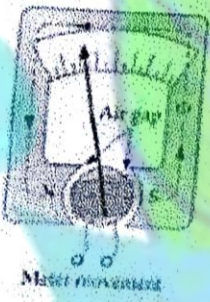
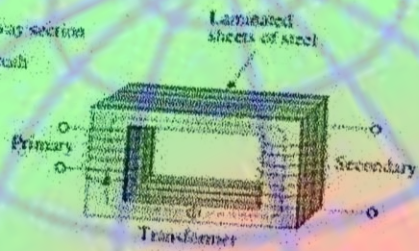
- \* Magnet is moved at certain rate and certain voltage is produced
- \* Magnet is moved at same speed through coil that has greater number of turn and greater voltage is induced.
- \* Magnet is moved at faster rate and creating a greater induced voltage.

# CONCLUSION

Faraday's law of Electromagnetic induction first observed and published by Michael Faraday in the mid-nineteenth century. Describes a very important Electro-magnetic concept. Although its mathematical representation are cryptic, the essence of Faraday's not hard to grasp, it relates an induced Electric potential or Voltage to a dynamic magnetic field. This concept has many far-reaching ramifications that touch our lives in many ways, from the shining of the Sun, to the convenience of mobile communications, to Electricity to power our homes. We can all appreciate the profound impact Faraday's law has on us.

A

The principle of applied  
Electrical  
Induction  
Induction  
Induction  
Transformer  
wireless



Keep  
use  
Do not  
making  
Do not  
De m

# APPLICATIONS

The principle of Electromagnetic induction are applied in many devices and system, including:-

- \* Electrical generators
- \* Induction motors
- \* Induction sealing
- \* Inductive charging
- \* Transformers
- \* wireless energy transfer

# PRECAUTION

- Keep yourself safe from high voltage
- use & handle lab instruments with care
- Do not scratch insulated copper wire while making loop.
- Do not use digital voltmeter for above demonstration.



# BIBLIOGRAPHY

This physics Project involves a lot of Research and Hard Work. It consists of Material gathered from a vast number of Books.

The Book used by me are:-

- (i) Physics NCERT (XII)
- (ii) Lab Manual (XII)
- (iii) wikipedia.com
- (iv) India Today
- (v) outlook